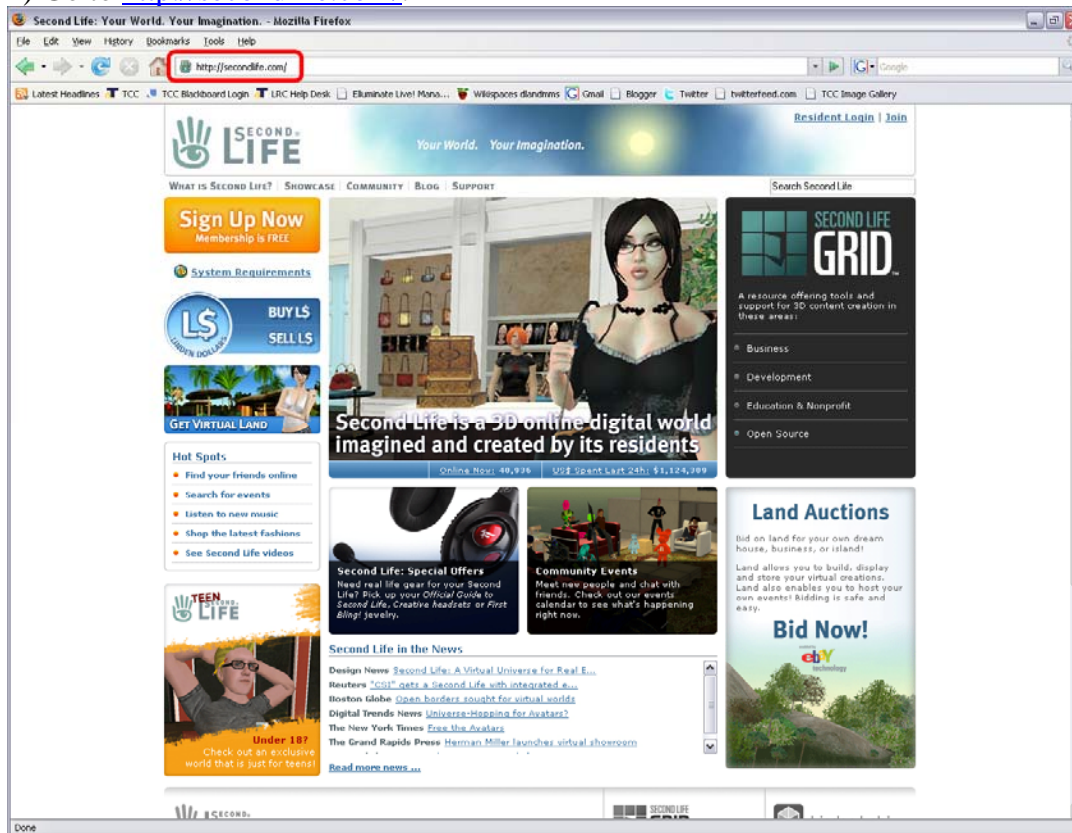
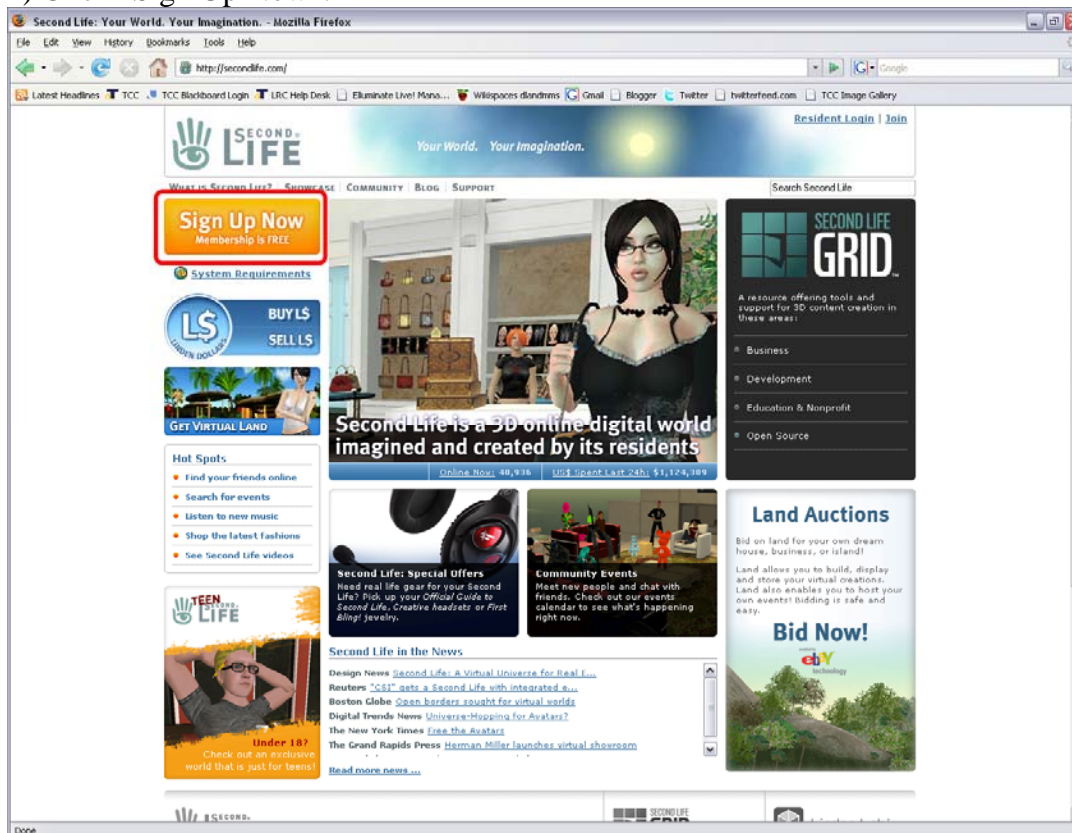


# How to Create a Second Life Account

1) Go to <http://secondlife.com/>.



2) Click “Sign Up Now”.



3) Enter the first name that you wish your avatar to have in the “First name” section. Choose your last name from a list by clicking the down arrow underneath the “Last name” section.

### Second Life Registration: Basic Details

#### Choose Your Second Life Name

Your Second Life name is your unique in-world identity. You're able to create your own first name and select from a wide variety of last names. Please choose your Second Life name carefully, since it can't be changed later.

First name:

2-31 characters, numbers and letters only

[Check this name for availability](#)

Last name:

Abramovic  
Afarensis  
Akroyd  
Alderson  
Aluveaux  
Alvord  
Amoufiaz  
Anderton  
Apfelbaum  
Applemoor  
Arbizu  
Arctor  
Arida  
Auebauch  
Bagley  
Balbozar  
Barbasz  
Bedrosian

#### Enter Your Birthdate

Please provide an accurate birthdate for your own protection. We ask your birthdate to verify your account if you ever forget your Second Life name or password.

Month:

Day:

#### Enter Your Email Address

**Please use a real email address.**  
We need it to send you an account activation link.

We won't give it out to anyone without your explicit permission.

Email:

4) Enter your real birth date. Select the month and day from a drop down list by clicking the down arrow next to month and day. Type in your year of birth using 4 digits in the “Year:” text box (example: 1986).

#### Enter Your Birthdate

Please provide an accurate birthdate for your own protection. We ask your birthdate to verify your account if you ever forget your Second Life name or password.

Month:

Day:

Year:

(ex. 1986)

5) Type in your real email address in the “Email:” text box. Enter your email address a second time in the “Enter again for verification:” text box.

#### Enter Your Email Address

**Please use a real email address.**  
We need it to send you an account activation link.


We won't give it out to anyone without your explicit permission.

Email:

Enter again for verification:

Continue

6) When finished entering *Second Life Registration: Basic Details* information, click “Continue”.

Your World. Your Imagination.

### Second Life Registration: Basic Details

#### Choose Your Second Life Name

Your Second Life name is your unique in-world identity. You're able to create your own first name and select from a wide variety of last names. Please choose your Second Life name carefully, since it can't be changed later.

First name:  
Mitsurugi

Last name:  
Eracktor

2-31 characters,  
numbers and letters only

[Check this name for availability](#)

#### Enter Your Birthdate

Please provide an accurate birthdate for your own protection. We ask your birthdate to verify your account if you ever forget your Second Life name or password.

Month:  
January

Day:  
01

Year:  
1980  
(ex: 1980)

#### Enter Your Email Address

**Please use a real email address.**  
We need it to send you an account activation link.  
We won't give it out to anyone without your explicit permission.

Email:  
Mitsurugi\_Eracktor@hotmail.com

Enter again for verification:  
Mitsurugi\_Eracktor@hotmail.com

Continue

[English](#) [한국어](#) [日本語](#) [Deutsch](#)©2007 Linden Research, Inc.


7) Choose an avatar. Click on the radio button next to avatar of your choice and then click “Choose this avatar”. (Note: You can change your avatar once in Second Life. Your choice is not permanent, if you do not like later, you can change it. You can choose a different avatar altogether or change or add things to the avatar that you are choosing now.)

Your World. Your Imagination.

### Select an Avatar

**Welcome, Mitsurugi Eracktor!**  
Next step is to choose the way you want to look in Second Life!  
Choose one of the many different styles we have created for you. And remember, there are almost unlimited choices of how you can look after you enter Second Life.  
These are just a few examples of what you can choose to get you started. You'll have plenty of opportunities to be almost anyone you want should you change your mind later.

Skip this step



Choose this avatar



[English](#) [한국어](#) [日本語](#) [Deutsch](#)©2007 Linden Research, Inc.

8) Enter the information for your real name here. Type in your first name in the “First name:” text box and type in your last name in the “Last name:” text box. Choose your gender from the drop down menu by clicking the down arrow next to “Gender:”. Choose what country you are from the drop down menu by clicking the down arrow next to “Country:”.

## Welcome, Mitsurugi Eracktor!

### Your Real Name

First Name: Joe

Last Name: Smith

Gender: Male



Country: United States



9) Enter password information here. Type your password in the “Enter a password:” text box and retype the password in the “Enter again:” text box. Also, choose a security question and type your answer in the “Answer” text box. (You do not have to use this question and answer, it is just an example.)

### Password

Your password must be 6-16 characters. (?)

Enter a password

xxxxxxx

Password Strength:

strong

Enter again

xxxxxxx

Security question: (?)

What city were you born in?




Answer:

Seattle

10) Enter the code here. Type in the words given in the text box under “Type the two words:” (The words will be different for each person. This is just an example.)

Please enter this code.



Type the two words:

successes lighting

reCAPTCHA™  
stop spam.  
read books.


11) Click the check box next to “I agree to the Terms of Service” and select “Submit”.

Terms of Service

☒ I agree to the [Terms of Service](#).

Submit

12) Click “Skip this step.” to create your free account. If you wish to have a premium account, click the radio button next to the account cost for your choice on how to be billed. Premium accounts cost money. Individuals are responsible for paying Second Life.



Your World. Your Imagination.

**Upgrade to Premium Now!**

**Premium Accounts**, starting for as little as \$6.00/month, allow you to own land on which you can build, display your creations, entertain or run your own business.

Premium account holders receive a one-time grant of Twelve Hundred Fifty Linden Dollars (L\$1250), plus a weekly allowance of L\$300.

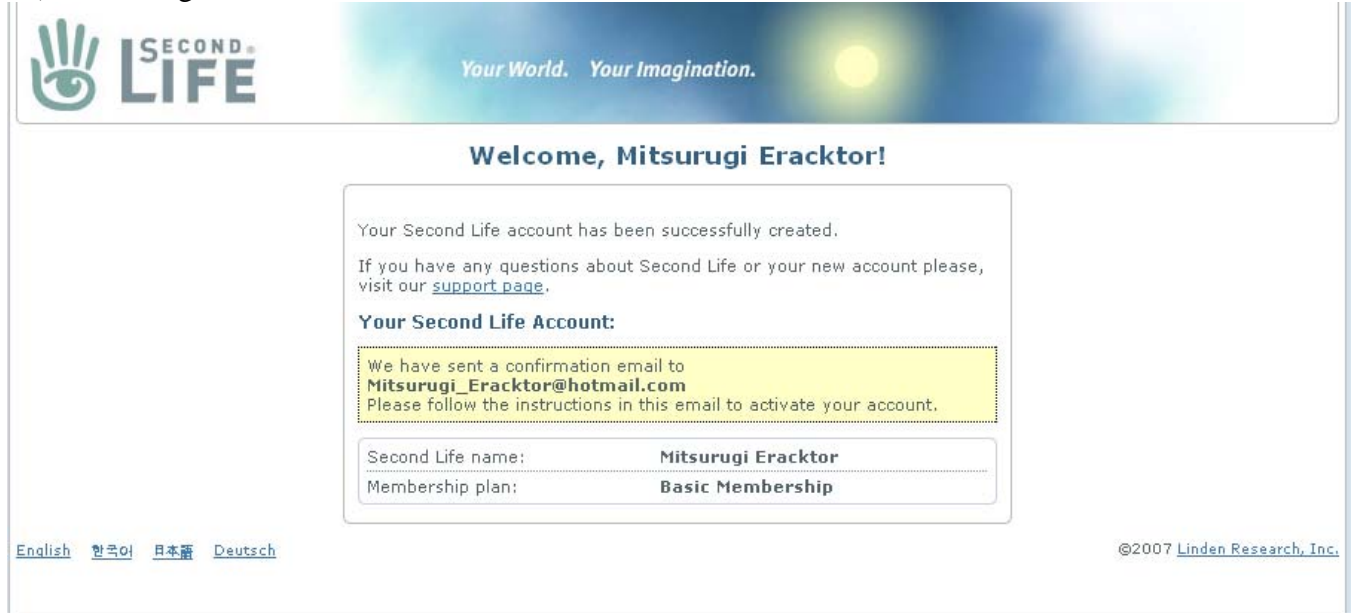
No thanks, I don't need a Premium account right now.

**Upgrade to a Premium Account Now!**

- ☐ \$9.95/month, billed monthly
- ☐ \$7.50/month, billed quarterly (\$22.50)
- ☐ \$6.00/month, billed annually (\$72.00)



13) You will get this welcome screen.



## You have created your Second Life account!

### Contact

If you have technical difficulties, you can contact:

Geoff Cain

Instructional Designer: Distance Learning and Multimedia Services

(253) 460-4350

gcain@tacomacc.edu

Christopher Soran

Program Specialist: Distance Learning, Multimedia Services, and Help Desk

(253) 460-4446

csoran@tacomacc.edu

Andy Duckworth

Coordinator: Distance Learning and Multimedia Services

(253) 460-3958

aduckworth@tacomacc.edu

Or visit Second Life's support page at:

<https://secure-web7.secondlife.com/community/support.php>